

Overview: Annual Statement of Reasonableness (ASR) Statistics Report

Purpose: Helps financial administrators track their unit's ASR compliance progress.

ASR Report Tab

- Overview of all individuals required to complete an ASR and their current status.
- Users can apply filters to refine results by:
 - Fiscal year
 - College/Unit
 - Department
 - Employee confirmation status
 - UFM certification status
 - Confirmation type
- To quickly locate ASR status for employees in a specific department:
 - Use *Department ID and Name* filter
 - Select the correct fiscal year

ASR Statistics Tab

- Summarizes two key ASR certification metrics:
 - *Confirmed*
 - *Unconfirmed*
- Each column displays:
 - Raw numbers
 - Corresponding percentages
- Departments with 100% completion are **excluded** from this tab.

Accessing the ASR Statistics Report

<https://techworks.gatech.edu>



TechWorks

[Home](#) | [Map](#) | [Directory](#) | [Offices](#) | [New to TechWorks?](#) | [Help](#) ▼

Home

[Home](#)



LITE

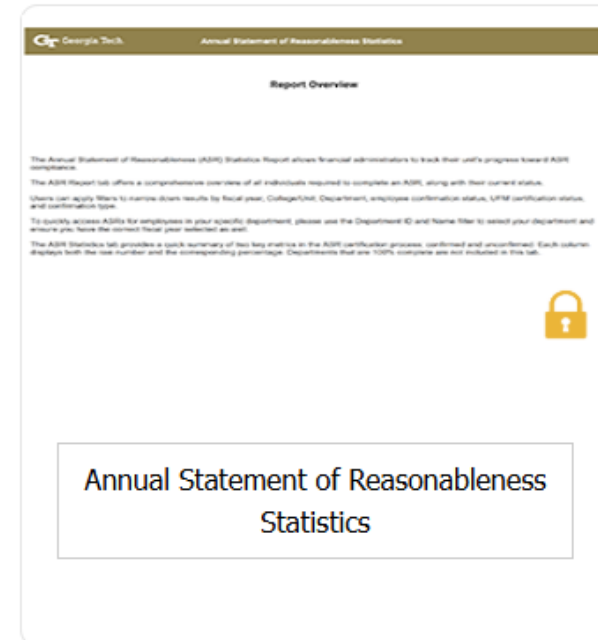
Or

<https://lite.gatech.edu>



LITE - Leading Insight Through Empowerment

[Home](#) | [Services](#) ▼ | [Help/Support](#) ▼ | [About Us](#)



Overview

ASR Report

ASR Statistics

GT

Georgia Tech

Annual Statement of Reasonableness Statistics

College/Unit Total ASRs
Multi Division Selection
(FY 2024)

6,302

% Complete College/Unit
Multi Division Selection
(FY 2024)

95.52%

Department Total ASRs
Multi Department Selection
(FY 2024)

6,302

% Complete Department
Multi Department Selection
(FY 2024)

95.52%

Institute-Wide Current FY 2024
Stats

6,302

Total Number of Records Selected for FY 2024 : 6,302

2

Dept ID	Department Name	Employee ID	Employee Name	Employee Job Title	Confirmation Type	Confirmation Date
101	Vice President for Interdisciplinary Research			VP Research	ELEC	2024-07-22
				Program Mgr L4	ELEC	2024-08-05
107	VP of Commercialization			Principal Extension Prof	ELEC	2024-07-19
				Senior Extension Professional	ELEC	2024-07-19
				Senior Extension Professional	ELEC	2024-07-19
				Professor of the Practice	ELEC	2024-08-05
				Research Associate II	ELEC	2025-04-22
				Research Engineer I,LT	ELEC	2024-08-05
				Senior Extension Professional	ELEC	2024-07-31
				Project Support Spec Sr	ELEC	2024-07-26
109	Institute for Data Engineering and Science			Student Assistant	ELEC	2024-07-29
				Extension Professional II	ELEC	2024-11-21
				Lecturer	MAN	2024-12-10
				Grants Administrator Sr	ELEC	2024-07-22
				Senior Academic Professional	ELEC	2024-08-05
				Senior Research Scientist	ELEC	2024-09-09
				Principal Research Scientist	ELEC	2024-07-24
				Program & Operations Mgr Sr	ELEC	2024-08-12
				Affiliate,Former Emp Research	MAN	2024-11-04
				Research Scientist I	ELEC	2024-07-29
		Research Scientist I	ELEC	2024-08-05		
		Admin Professional III	ELEC	2024-08-20		

Fiscal Year

2024

College/Unit

(All)

Department ID and Name

(All)

Employee ID

(All)

Employee Confirmed Status

(All)

UFM Certification Status

(All)

Confirmation Type

(All)

Click here to view details for all units with unconfirmed ASRs

Institute-Wide Statistics for Selected FY

Confirmed - FY

6,019 | 95.51%

Unconfirmed

283 | 4.49%

Electronic Confirmation

5,101 | 84.75%

Manual Confirmation

918 | 15.25%

Awaiting UFM Certification

0

Developed by Data Services' Enterprise Reporting team, a division of OIT - Enterprise Applications & Data Integrations.

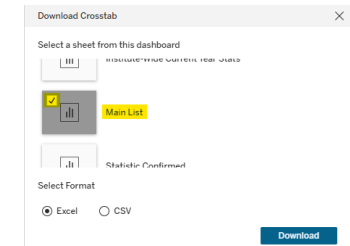
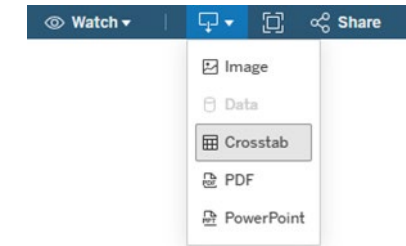
Navigating the ASR Report Tab

1. Filters

- Fiscal Year
- College/Unit
- Department ID and Name
- Employee ID
- Employee Confirmed Status
- UFM Certification Status
- Confirmation Type

2. Output

- Displays data based on selected filters
- Count of records displayed
- Data can be exported



3. ASR Statistics (left to right)

- Raw number of total ASRs for the college/unit
- Completion percentage for the college/unit
- Raw number for the selected department(s)
- Completion percentage for department(s)
- Raw number of total ASRs institute-wide

4. Institute-wide raw numbers and percentages for the selected fiscal year

Overview: ASR Statistics Tab

This table displays only units with unconfirmed ASRs.

- Provides a quick reference for the total count of unconfirmed ASRs by department.
- Departments are grouped by college or unit.
- Both confirmed and unconfirmed statistics include raw counts alongside their respective percentages.
- Institute-wide statistics present raw numbers and percentages for the selected fiscal year in the ASR Report tab.

Overview

ASR Report

ASR Statistics

GT

Georgia Tech

Annual Statement of Reasonableness Statistics

Go Back

The below table displays only the units with unconfirmed ASRs - FY 2024

(To aggregate numbers, click the "+" icon above the College/Unit header)

College/Unit	Department ID and Name	Confirmed Stats	Unconfirmed Stats
College of Engineering (COE)	250 Mechanical Engineering	549 79.68%	140 20.32%
	240 Industrial And Systems Engineering	213 86.94%	32 13.06%
	210 Electrical and Computer Engineering	711 97.00%	22 3.00%
College of Computing	364 School of Interactive Computing	219 85.21%	38 14.79%
	365 School of Computer Science	162 83.51%	32 16.49%
	360 College of Computing Department	41 87.23%	6 12.77%
College of Sciences (COS)	410 Physics	174 98.86%	2 1.14%
	350 Earth And Atmospheric Sciences	133 98.52%	2 1.48%
	370 Mathematics	97 98.98%	1 1.02%
College of Lifetime Learning	390 Center for Education Integrating Science, Mathematics & Computing (CEISMC)	153 96.84%	5 3.16%

Institute-Wide Statistics for Selected FY

Confirmed - FY

6,019 | 95.51%

Unconfirmed

283 | 4.49%

Awaiting UFM Certification

0